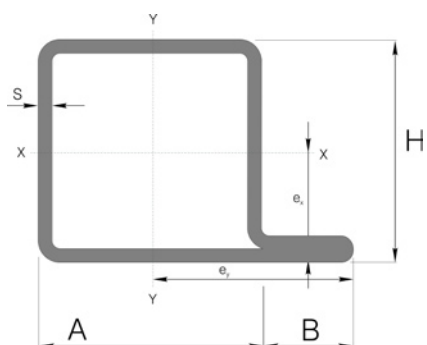


# SPECIAL CROSS SECTION PROFILE according to DIN 59413

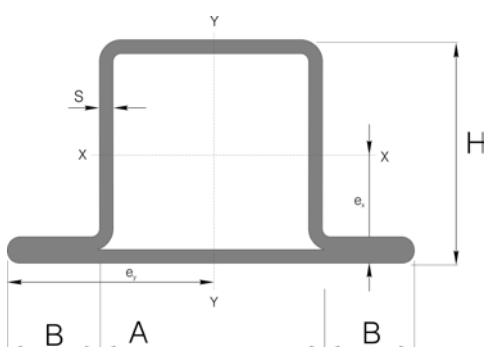
## SPEZIELLES QUERSCHNITTSPROFIL nach DIN 59413



### Construction L-profiles

#### Konstruktion L-Profil

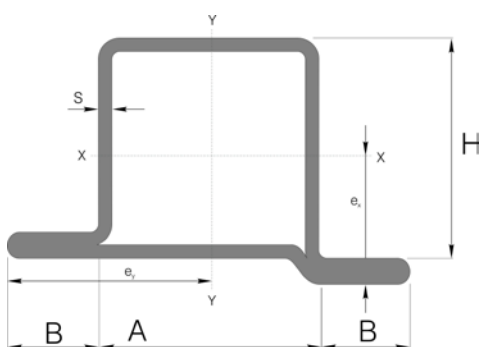
H (mm)	A (mm)	B (mm)	s (mm)
34	35	15	2,0
50	30	15	2,0
40	80	18	2,5
40	100	18	2,5



### Construction T-profiles

#### Konstruktion T-Profil

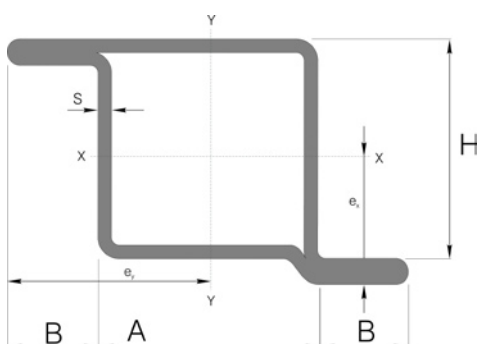
H (mm)	A (mm)	B (mm)	s (mm)
34	35	15	2,0
50	30	15	2,0



### Construction TK-profiles

#### Konstruktion TK-Profil

H (mm)	A (mm)	B (mm)	s (mm)
34	35	15	2,0



### Construction ZK-profiles

#### Konstruktion ZK-Profil

H (mm)	A (mm)	B (mm)	s (mm)
34	35	15	2,0